

Malaffi Provider Portal Quick Reference Guide - Patient Risk View

The Patient Risk View shows the predicted risk of your patient developing specific conditions based on a range of features including: Patient demographics, previous diagnosis' and previous problems (chronic conditions) that have been documented for your patient by any facility connected to Malaffi.

TEST MALAFFI, Mariam MRN TP_123456M
DOB 01-Jan-1987 (32y) GENDER Female EMIRATES ID 121-9018-8721981-6
NATIONALITY Emirati **Allergies**

Delta View Patient Summary Timeline

Clinical Documents Showing All Mark All As Read Group By Category Date


Patient Summary Demographics **1** Patient Risk View **2** Medications Immunisations Laboratory (2 / 2)

3 Patient Risks

Description	Category	Risk
Chronic Obstructive Pulmonary Disease	Condition	Medium
Hypertension	Condition	Medium
Chronic Kidney Disease	Condition	Medium
Acute Myocardial Infarction	Event	Low
Congestive Heart Failure	Condition	Low
Cerebrovascular Accident	Event	Low
Diabetes	Condition	Low
Inpatient Admission	Utilization	Low
Emergency Visit	Utilization	Low
Mortality	Event	Low
Cancer of the Lung, Bronchus	Condition	Low
End Stage Renal Disease	Condition	Low
COVID-19 Related Mortality	Event	Low

1 Patient Risk View Location

Located in the CDV tree under Demographics

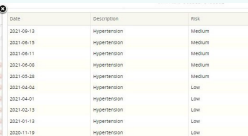


2 View the Patient Risk

View the list of patient risk descriptions, ordered by highest risk to lowest risk. Category refers to how the Description has been classified. Group by Category by selecting the Category header.

3 View Risk Trend


By clicking the first magnifying glass you will get a risk calculation history of the chosen factor with the most recent calculation at the top.



Date	Description	Risk
2022-08-12	hypertension	Medium
2022-08-18	hypertension	Medium
2022-08-11	hypertension	Medium
2022-05-08	hypertension	Medium
2022-05-08	hypertension	Medium
2022-02-04	hypertension	Low
2022-04-20	hypertension	Low
2022-02-15	hypertension	Low
2022-01-14	hypertension	Low
2020-11-19	hypertension	Low

4 View Risk Feature

This shows the clinical elements that contribute to the patient developing the risk description and the odds ratio given to that particular element. The higher the odds ratio, the more that clinical element has contributed to the level of risk.



Description	Category	Odds Ratio
Patient had 1-100 Equipment visits in the last 12 months	Utilization	8.84
Patient had 1-2000 Medication orders in the last 12 months	Medication	1.27
Patient had 1-2000 Laboratory tests in the last 12 months	Laboratory	1.08
Patient had 1-2000 Emergency room visits in the last 12 months	Utilization	0.93
Patient had 1-2000 Inpatient admissions in the last 12 months	Utilization	0.78
Patient Age 50-59	Demographics	0.73